





Add the AssetEdge web service authorizations (“josepheve” and “ajax”)

Navigate to

1. Company →
Company Info
2. Click EDIT
3. Click on the
'Security' tab
4. Go to the section
labeled “Web
Services
authorizations” and
add the Sender IDs
“ajax” and
“josepheve”

Web Services authorizations

Add

	Sender ID	Description	Status		
1	ajax	Required by AssetEdge	Active		
2	cdocs_v2	Intacct Custom Document Toolbar	Active		
3	josepheve	Required by AssetEdge	Active	